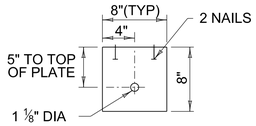

BEARING PLATE
8"x 8"x ⅝" PL

(B1)

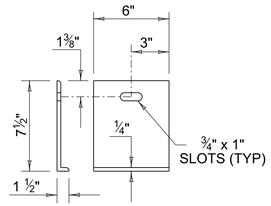

SHELF ANGLE BRACKET

(D1)

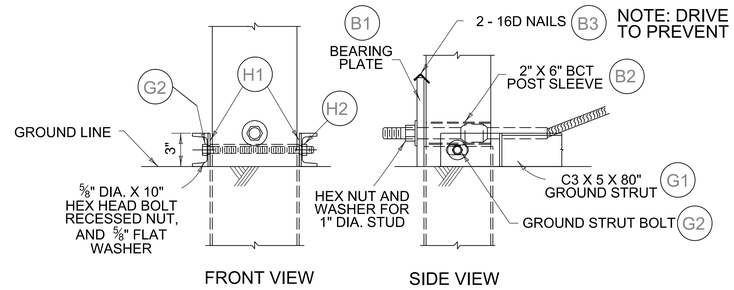

BEARING PLATE ASSEMBLY DETAIL

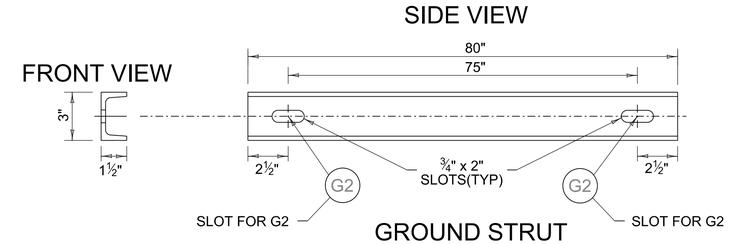

GROUND STRUT
C3 x 5 x 80", GRADE A36

(G1)

TYPE 2M MATERIALS LIST

PART NUMBER	QUANTITY	DESCRIPTION	HARDWARE GUIDE [1]	MATERIAL DESCRIPTIONS [2, 3]
A1	2	6" x 8" x 72" STEEL FOUNDATION TUBE	NA	AASHTO M111/ASTM A123 ASTM A500 GRADE B OR ASTM A-501
A2	2	7 ¼" X 5 ¼" X 46" WOOD TERMINAL POST	NA	S4S FINISH ON 4 SIDES
A3	4	BOLT, ⅝" DIA. X 8" HEX FOR SOIL FOUNDATION TUBE	FBX16a	ASTM A307
B1	1	BEARING PLATE	FPB01	SEE SPEC. SECTION 812.01.01 FOR ALTERNATIVE STEEL GRADES.
B2	1	BCT POST SLEEVE	FMM02	SEE SPEC. SECTION 812.01.01 FOR ALTERNATIVE STEEL GRADES.
B3	2	16D DOUBLE HEAD NAIL (FOR BEARING PLATE)	NA	AASHTO M232 CLASS D
C1	1	¾" DIA. X 6'-6" CABLE W/ SWAGE FITTINGS (BCT CABLE)	FCA01	
C2	2	1" DIA. ANCHOR CABLE ASSEMBLY WASHER	FWC24a	
C3	2	1" DIA. ANCHOR ASSEMBLY NUT	FNX24a	ASTM A563, GRADE A OR BETTER
D1	1	SHELF ANGLE BRACKET	FPP02	AASHTO M111/ASTM 123/ASTM A36 MIN. STRENGTH 36 KSI, SEE SPEC. SECTION 812.01.01 FOR ALTERNATIVE STEEL GRADES
D2	4	BOLT, BUTTON-HEAD 1 ¼" (FOR CONNECTING TERMINAL SECTION NO. 1)	FBB01	
D3	2	BOLT, BUTTON-HEAD 10" (⅝" DIA. POST BOLT)	FBB03	
E1	1	ANCHOR BRACKET	FPA01	SEE SPEC. SECTION 812.01.01 FOR ALTERNATIVE STEEL GRADES.
E2	8	BOLT, ⅝" DIA. X 2" HEX FOR ANCHOR BRACKET ASSEMBLY	FBX16a	ASTM A307
F1	1	10" 4 ¾" TERMINAL RAIL ELEMENT (12 GA. W-BEAM)	RWM02a	
F2	1	W-BEAM TERMINAL SECTION NO. 1 (12 GA.)	RWE03a	RBR-010
G1	2	C3 X 5 X 80" GROUND STRUT	NA	AASHTO M111/ASTM 123/ASTM A36 MIN. STRENGTH 36 KSI, SEE SPEC. SECTION 812.01.01 FOR ALTERNATIVE STEEL GRADES
G2	2	BOLT, ⅝" DIA. X 10" HEX FOR GROUND STRUT ATTACHMENT TO TERMINAL POSTS	FBX16a	ASTM A307
H1	18	WASHER, ⅝" FLAT	FWC16a	
H2	20	NUT, RECESSED GUARDRAIL	FBB	ASTM A563, GRADE A OR BETTER

[1] THE HARDWARE GUIDE NUMBER IS REFERENCED IN THE TASK FORCE 13 GUIDE TO STANDARDIZED ROADSIDE HARDWARE, AVAILABLE AT https://tf13.org/guides/. WHEN AASHTO AND ASTM MATERIAL SPECIFICATIONS ARE AVAILABLE FOR COMPONENT, THEY ARE LISTED IN THE GUIDE.

[2] IF THE TASK FORCE 13 GUIDE TO STANDARDIZED ROADSIDE HARDWARE DOES NOT REFERENCE THE AASHTO AND ASTM SPECIFICATIONS, THEY ARE PROVIDED IN THE MATERIAL DESCRIPTIONS COLUMN. ADDITIONAL MATERIAL SPECIFICATIONS CAN BE FOUND IN KENTUCKY STANDARD SPECIFICATIONS, SECTION 814-GUARDRAIL SYSTEMS.

[3] IF THERE ARE DISCREPANCIES IN MATERIAL OR DIMENSIONS BETWEEN THE TASK FORCE 13 GUIDE TO STANDARDIZED ROADSIDE HARDWARE AND THIS STANDARD DRAWING SET, THE DETAILS IN THE STANDARD DRAWING SET SHALL TAKE PRECEDENCE.

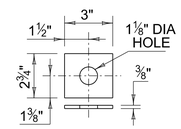

END PLATE

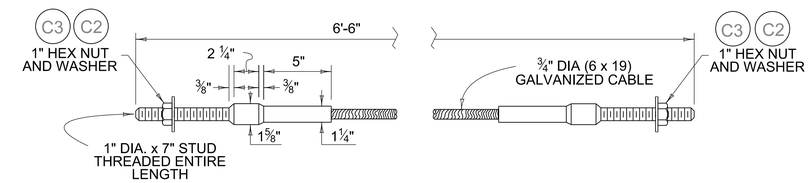

STANDARD SWAGE FITTING AND STUD
NOTE: CABLE TO BE SWAGE-CONNECTED

(C1)

(E1) (H2) (E2) (H1)

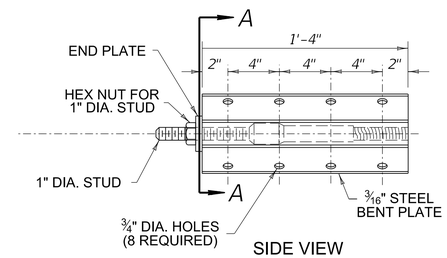

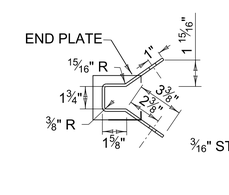

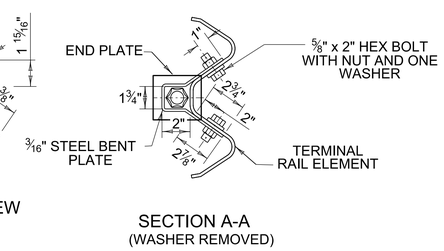

ANCHOR BRACKET ASSEMBLY DETAILS
(ANCHOR PLATE, (8) ⅝" X 2" HEX HEAD BOLTS, NUTS, AND WASHERS)

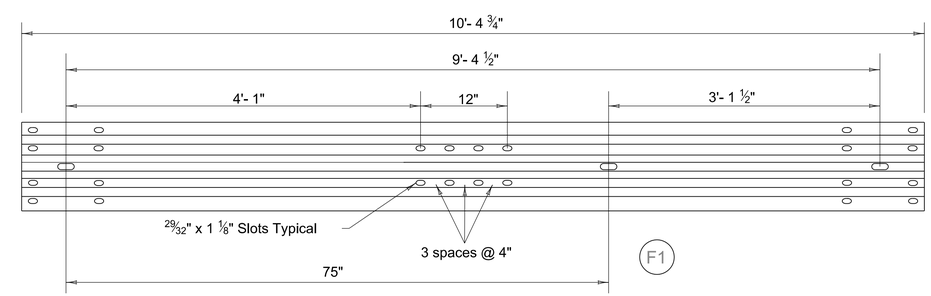

TERMINAL RAIL ELEMENT

REVISION DATE: 08/11/2025
REVISION NUMBER: 0

SUBMITTED — DIVISION DIRECTOR — DATE 08-11-2025
APPROVED — STATE HIGHWAY ENGINEER — DATE 08-11-2025

BARRIERS

COMMONWEALTH OF KENTUCKY
DEPARTMENT OF HIGHWAYS
TEAM KENTUCKY TRANSPORTATION CABINET

GUARDRAIL END TREATMENT

SHEET 002: GUARDRAIL END TREATMENT TYPE 2M (TRAILING END TERMINAL)

STANDARD DRAWING NUMBER
RBR-025-07